



**Forex Forest<sup>®</sup>**  
Algorithmic Trading

# S10

## MANUAL

---

■ EXPERT ADVISOR



# CONTENT

---

S10 INTRODUCTION.....	2
FLOW CHART .....	3
BASIC SETTING .....	4
ENTRY SYSTEM.....	6
ENTRY SYSTEM – MAIN .....	8
ENTRY SYSTEM – ADDITION .....	10
ENTRY SYSTEM – ORDER MANAGEMENT.....	22
ENTRY SYSTEM – MONEY MANAGEMENT.....	23
EXIT SYSTEM.....	26
TIME SESSION.....	31
NEWS FILTER .....	32
DISPLAY & MISC.....	33

# S10 Introduction

S10 is a trading program produced by Forex Forest, using a trend-following strategy with multiple built-in trading indicators for entry. The basic entry principle relies on currency weakness, supported by multiple trading indicators. It can choose Martingale or Anti-Martingale strategies, and further incorporate additional entry indicators, enabling the trading program to better capture market dynamics, allowing for quick buying and selling to profit during large market fluctuations.

The trading program enters the market based on currency weakness. If the weakness index deviation between two currencies widens, it is determined that a trend has been established. If other entry conditions are met, the program will quickly profit from the trend.

## Features of S10:

- Unless otherwise specified, the main input values for S10 are based on Pips.
- Can retain set entry and exit positions when MT4 disconnects or restarts.
- Uses the latest CODING technology to prevent PC or VPS from being overloaded.
- Use API technology to efficiently promote S10 strategy solutions.
- Can be used in conjunction with other EAs and scripts.
- Can simultaneously detect multiple trend indicators to calculate entry positions.
- Can enable filters with different time frames.
- Has spread and slippage filters to limit trading when spreads are too high.

## Key points to note when using S10:

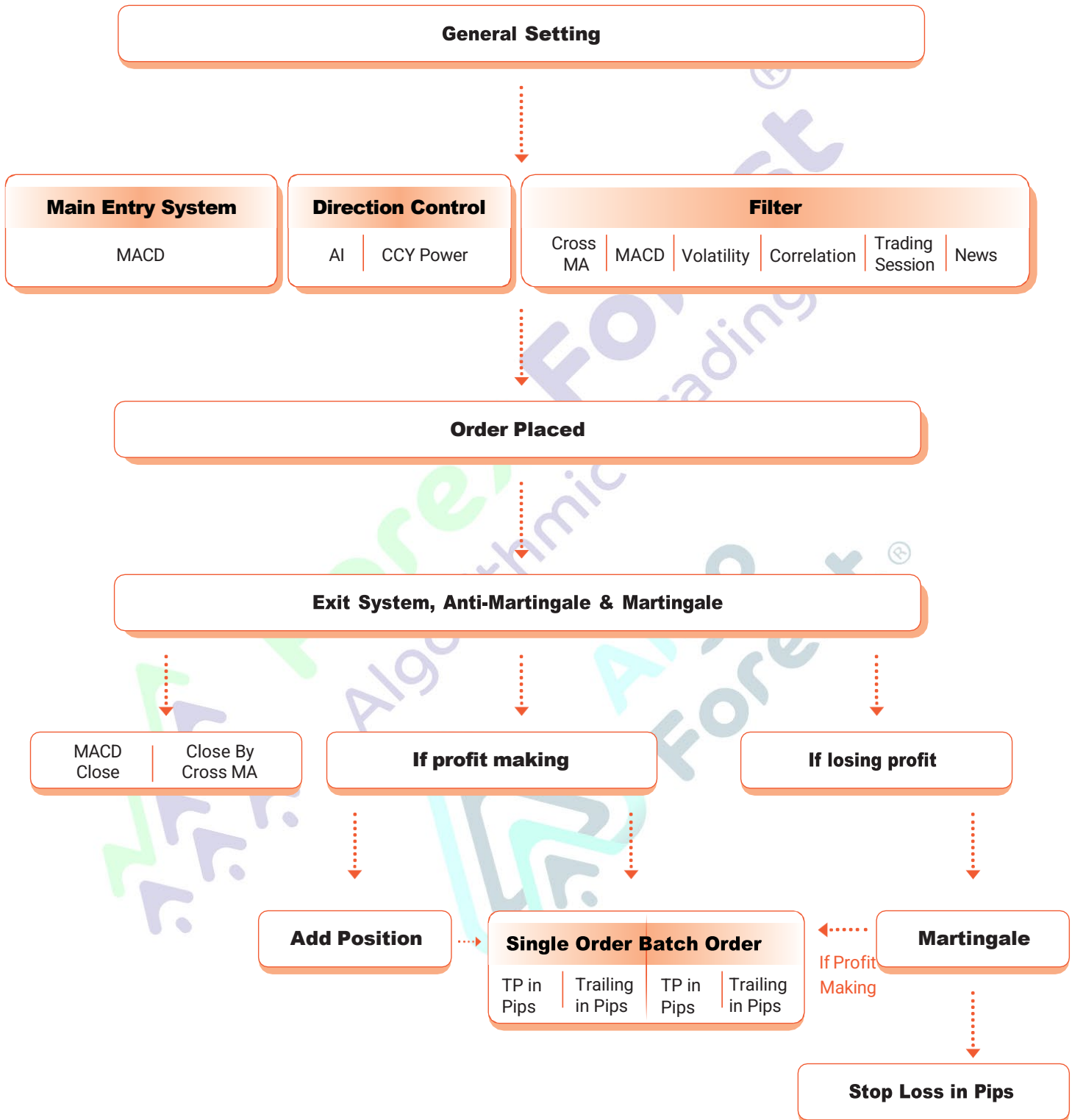
### Entry Mechanism

Entry Mechanism: All filters are only for the first order.

(In "By Strict Power" mode within "Direction of Trades to Open", CCV Power will be applied to every order)



## Flow Chart



## Basic Setting

ab	=== BASIC SETTING ===	=== Basic Setting ===
123	Trade Mode	Open and Close Trades
1/2	Close Only Mode when above DD% (0=not used)	15.0
1/2	Reset Trade Mode when below DD% (-1=not used)	0.0
123	Enter Mode	Per Tick
123	HFT Mode (10x speed up)	Off
123	Direction of Trades to Open	Open Both directions

### Trade Mode

**Open New Trades Only:** Only new orders can be traded.

**Close Existing Trades Only:** Close out your existing position only or continue to enter the market with a plus order/martingale until the position is closed.

**Open and Close Trades:** Trade new orders, add orders/martingale or close out existing position.

### Close Only Mode when above DD%

- When the account Drawdown is greater than the specified value, only existing positions can be closed, or continue to use Martingale until closed
- 0 means this function is not used

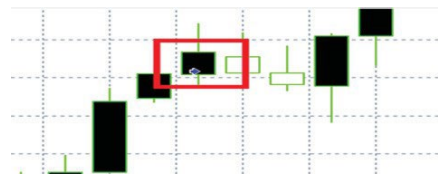
### Reset Trade Mode when below DD%

- When the account Drawdown is less than the specified value, the original trading mode will be reset
- 1 means this function is not used

### Enter Mode

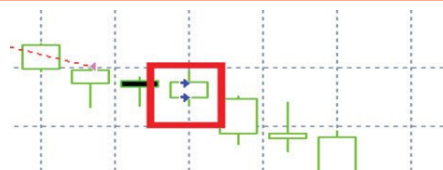
#### Per Bar

Calculated based on the closing price of each bar. If the entry conditions are met, entry will occur in the next bar, so there will only be one entry opportunity per bar.



#### Per Tick

Calculated with every price tick. When the entry conditions are met, entry will occur immediately, so there may be multiple entry opportunities per bar.



## HFT Mode

### 1. On:

- The EA continuously calculates every second, even if the selected currency pair has no price fluctuations.

### 2. Off:

- Calculates only when the selected currency pair has price fluctuations.
- High-frequency trading mode consumes more computer resources and is usually only used for extremely fast entry strategies, such as news trading or using short-timeframe CCY Power breakouts to avoid delays and missing the best entry opportunities.

## Direction of Trades to Open:

1. Buy Only
2. Sell Only
3. Open Both Directions
4. By Power: The first order must be entered according to CCY Power conditions.
5. By Strict Power: The first order and all subsequent add orders must be entered according to CCY Power conditions.

Thank you for reading

### **Full Manual Availability**

This document contains only the first five pages of the complete user manual. The full version of the manual is provided upon purchase of the Expert Advisor (EA). If you have already purchased the EA and have not received the full manual, please contact our support team for assistance ([info@forexforest.com](mailto:info@forexforest.com) / [info@algoforest.com](mailto:info@algoforest.com)).